




V-Turn 410

UNIVERSAL LATHE

Table of Contents	Page
Company Overview	2
Services	3
Series Highlights	4
Machine Construction	5
3 Axis Digital Read Out - X.pos 3.2 VC	8
Technical Data	9
Standard Equipment	10
Optional Equipment	11





Everything for metalworking under one roof

KNUTH Machine Tools is a leading supplier of conventional and CNC machine tools. KNUTH is a global company with a presence in more than 30 countries.

In an area of 172,000 ft² at our headquarters in Wasbek, Germany, we keep a complete selection of machines for all areas of machining and metal working ready for demos and quick delivery.



Quality Assurance for your KNUTH Machine

Quality by KNUTH Certified Quality Assurance

More than 1400 machines are shipped annually from our headquarters in Wasbek, Germany. Every machine has to pass a series of tests in our 5-level quality assurance process that covers everything from incoming quality control to alignment testing, and from functional, technical and geometric accuracy tests to the final acceptance test. These tests are conducted by our master technicians who use a dedicated customized data processing system for this purpose.

An ISO 9001 certified quality management system ensures continuous control and improvement of all quality-relevant activities. Design, development and precision of each individual machine are documented exactly in detailed inspection protocols and acceptance test logs.

All-Encompassing KNUTH Service Worldwide Reliability

Trust our global qualified staff take care of everything from installation and maintenance to repairs and upgrades quickly and professionally.



The Process of Making a KNUTH Machine Tool



KNUTH Machines in Action

Visit our YouTube page to experience machines in action before the real-life test on site

Subscribe to our YouTube channel - Go to KNUTH Machine Tools!



Complete Service by KNUTH

Reliable service from a single source

We provide highly qualified technicians and engineers all over the world to ensure reliable service from one central source. And our global supplier network ensures prompt availability of replacement parts and consumables at a local level.



CONSULTATION

- Sample work pieces
- Machine demos



START-UP

- Installation / Commissioning
- On-site Instruction



TRAINING

- User Training
- Maintenance Training



PREVENTIVE MAINTENANCE

- Inspection
- Maintenance



REPAIR

- Machine Repair
- Spare Parts



MACHINE WARRANTY

- Protect Insurance

KNUTH Technical Service Help Desk

Tel. +1-847-415-3333

service@knuth-usa.com

KNUTH Parts Service

Tel. +1-847-415-3333

service@knuth-usa.com



Our Service Help Desk is available 24/7 online at: knuth-usa.com/servicedesk



Universal Lathe

V-Turn 410

Precision complemented by extensive accessories and constant cutting speed



V-Turn 410 Precision lathe

Models
V-Turn 410/1000
V-Turn 410/1500

CONSTANT CUTTING SPEED

HIGH SPINDLE SPEED AND MOTOR POWER

EXTENSIVE STANDARD EQUIPMENT

WIDE RANGE OF APPLICATIONS


Our bestselling V-Turn is a versatile precision lathe designed to cover a wide range of workshop and production applications. Equipped with an inverter and a high power spindle motor, this lathe can easily reach 3.000 rpm. It also has a built in feature which allow you to have constant cutting speed during - the spindle speed automatically adjusts based on the turning diameter.

Main Features

Machine construction




- A heavy ribbed machine bed and a massive one-piece cast-iron frame provide the solid basis for this machine




- The bed gap offers the possibility to turn larger workpiece diameters
- The wide, hardened and ground guideways ensure superior turning results even after many years of operation

Carriage



- The carriage features clearly arranged, user friendly feed hand-wheels and levers
- Feed gears are lubricated in oil-bath to ensure a smooth operation and minimum wear
- Machine is equipped with micrometer and turret stops



- On the right side of the apron a thread dial indicator is installed which is used during thread cutting to engage with the leadscrew

Main Features

Headstock



- Headstock gears and shafts are hardened and ground for smooth and quiet operation
- The high-power motor (among the highest from its class) ensures a powerful machining



- This series is equipped with an inverter, reducing the number of speeds to two, with infinitely variable speed adjustment

Spindle




- The large spindle bearings ensure excellent concentricity
- Additionally, a spindle cover is provided to protect the operator. It integrates an interlock system, stopping the spindle when the cover is lifted




- This model is delivered standard with a 4-jaw face plate chuck (1.270 rpm max.). Other type of chucks can be provided on demand

Main Features

Top slide and Toolpost



- The top slide can be swiveled for easy taper turning
- For extra protection against chips and coolant splashes, a large liftable cover is installed over the toolpost which travels together with the carriage
- Work light is provided through very rugged halogen lamp with protection against water, oil and dust




- This model is equipped as standard with high quality German type quick change tool post to easily switch the tools with repeat accuracy of 0.0004"
- Additionally, it can be swiveled with angle scale offering a larger range of working possibilities
- Lathe tool shanks knives are clamped using thumb screws

Tailstock



- This model features a robust tailstock with MT4 taper and long quill travel, excellent for deep drilling and boring
- It has also a traverse adjustment to facilitate taper turning



- The quill can be positioned with ease using a handwheel with precision scale

Main Features

3 Axis Digital Read Out - X.pos 3.2 VC



- Integrating multiple functions, this new generation of 3 axis digital readouts significantly offer a much better control over the machining processes, greatly decreasing down-times and error rates
- The new generation of displays uses system-on-chip technology to integrate all functions on one chip for a more compact and reliable design. Additionally, the CPU power was increased and the display was extended to 7" for instant and clear view of all functions and values
- It features a totally sealed enclosure made of high quality polyester film which protects it against hazardous environments in shop floors, such as dust or fumes and offers excellent chemical resistance to most commonly used industry solvents
- It can be easily installed and doesn't require maintenance. Is a very popular choice for retrofitting older machines

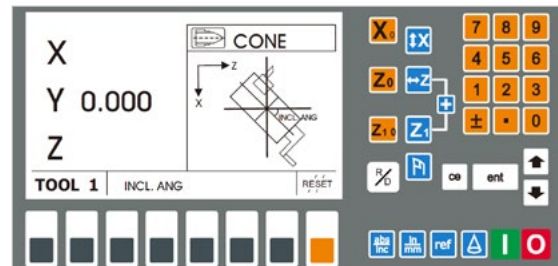
Basic Functions

- » Resolution of 0.0002"
- » Spindle control ON/OFF
- » Unit measurement conversion Inch / Metric
- » Setting / Resetting current position
- » Coordinate display switching ABS / INC
- » Radius / Diameter display
- » Z1/Z2 Axes summing
- » Pocket calculator functions


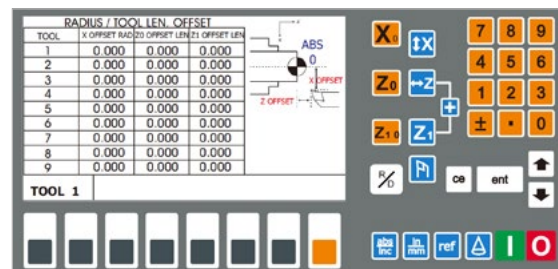
Extended Functions

- **Constant cutting speed** - the spindle speed automatically adjusts based on the turning diameter

- **Taper turning function** - angle display for accurate positioning of the upper slide during taper turning



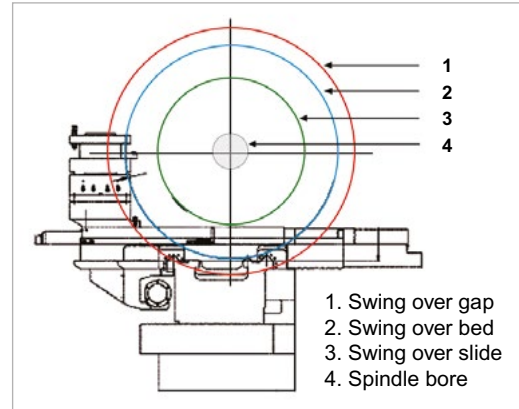
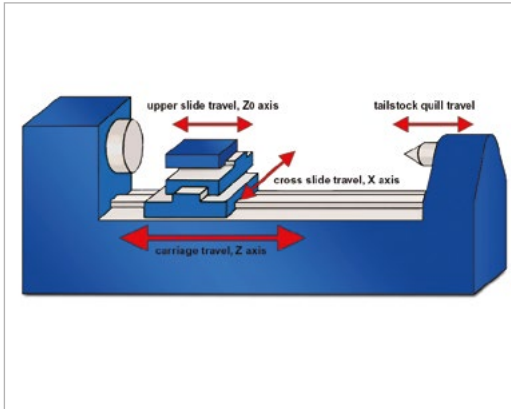
- **Tool offset subdatum function** - provides a total of 9 tools offset memory



- **Optical Scales:** 5 micron resolution (0.0002") with outside cover from aluminum for protection against oil, coolant and chips



Technical Data



Technical Data	V-Turn 410/1000	V-Turn 410/1500
Working area		
Center width	in 39.37	59.06
Center height	in 8	8
Turning diameter over bed	in 15	15
Turning diameter over gap bridge	in 23	23
Turning diameter over support	in 10	10
Gap bridge length	in 10	7
Bed width	in 10	10
Swing range of top slide	° ± 45 °	± 45 °
Travels		
Travel X / Z1 axes	in 8.3 / 6	8.3 / 6
Headstock		
Speed range low / high	rpm 30 - 550 / 550 - 3,000	30 - 550 / 550 - 3,000
Spindle bore	in 2	2
Spindle mount / taper	Camlock D1-6 / MT 6	Camlock D1-6 / MT 6
Feed		
Feed X-axis	in/R 0.00098 - 0.03346	0.00098 - 0.03346
Feed Z-axis	in/R 0.00197 - 0.06693	0.00197 - 0.06693
Tapping		
Tapping, metric	mm (39) 0,2-14	(39) 0,2-14
Tapping, diametric	DP (21) 8-44	(21) 8-44
Tapping, module	in (18) 0.01 - 0.14	(18) 0.01 - 0.14
Tapping, whitworth	TPI (45) 2-72	(45) 2-72
Tailstock		
Tailstock quill diameter / taper	in 2 / MT4	2 / MT4
Tailstock quill stroke	in 5	5
Tailstock traverse adjustment	in ± 13 / ± 0.5"	± 13 / ± 0.5"
Drive capacity		
Motor rating main drive	Hp 7.4	7.4
Measures and weights		
Overall dimensions (length x width x height)	in 77x40x52	97x40x52
Weight	lbs 2,640	3,960
Part No.	300820	300821

Standard Equipment

3 axis position indicator



- X.Pos 3.2 VC - new generation
- Integrated functions
- Spindle speed display
- Constant cutting speed

4-jaw face plate chuck



- Cast-iron 4-jaw chuck
- Ø10" chuck diameter

Face plate



- Face plate diam. Ø14"

Change Gears




- Change gears for thread cutting

Quick change tool post



- Quick change tool post WB

Quick change tool holder




- Quick change tool holder WBD 25120 (1" x 4.7")

Turret stop



- Turret stop with 4 positions which are used as spacers when paired with a micrometer stop

Micrometric stop



- Increases the precision of operations and reduces down-times spent for part measuring

Steady rest



- Large steady rest with three adjustable jaws and rollers
- Indispensable when working with long and thin workpieces
- Max. working diameter Ø5.11 in

Follow rest



- The follow rest is fixed on the saddle and minimizes deflections during the turning of long workpieces
- Max. working diameter Ø2.75 in

Thread gauge



- Facilitates the thread cutting process


Coolant system



- The coolant system increases the life of the tools
- The coolant tank is integrated in the base of the machine to maintain a small floor space


Standard Equipment

Toolspost guard



- Large cover to protect the operator against chips and coolant splashes

Fixed splash guard (wall)



- Large, fixed splash guard
- Covers full working length

Chuck guard



- Chuck guard with integrated interlock system

Foot brake pedal



- Emergency foot brake pedal

LED work lamp



- Very rugged LED light lamp
- Protected against water, oil and dust

Dead Center



- Used to support the workpiece when turning between centers
- It is delivered with reduction sleeve for main spindle

Operating tools



- Tool box with tools for operating the lathe and maintenance

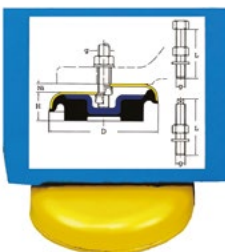
Operator instructions



- Installation instructions
- Operation manual
- Maintenance plans
- Electrical diagrams
- Spare parts lists

Optional Equipment

Pivoted mounts LK 33



- Absorb shock for a vibration-free machine operation
- The screw set allows easy machine alignment

Accessory set for MT4



- Reducing sleeves: MT4/MT3, MT4/MT2, MT4/MT1
- Extension Sleeve: MT4/MT5
- Tool holder bit: MT4/B18, MT4/B16
- Keyless drill chuck: 0.12-0.63" / B 18
- Keyless drill chuck: 0.04-0.51" / B 16

3-jaw chuck steel



- High quality steel 3 jaw chuck suitable for high speeds

Live center for MT4



- Live center for MT4, hardened and ground point 60°



KNUTH Machine Tools USA, Inc.

590 Bond St.

IL 60069 Lincolnshire / Chicago

Tel. +1-847-415-3333

Fax +1-847-415-2402

E-Mail info@knuth-usa.com

www.knuth-usa.com

Subject to change without notice. Errors and omissions excepted.

