



Conventional Lathes

Basic Plus



SKU : 300809

The Basic Plus is a versatile lathe for single part production. Due to the large selection of optional accessories, this model is the best choice for repair, training and workshops of all kinds.

- Robustness and precision
- Compact design with small footprint
- Extensive standard equipment
- Quick change tool holder
- Assembled 3-axis position indicator



TECHNICAL SPECS

WORKING AREA

Center width	31.89 in
Turning diameter over bed	12 in
Turning-Ø over support	7 in
Bed width	7 in

TRAVELS

Travel X-axis	6.1 in
Travel Z1-axis	4 in
Swing range of top slide	± 60°

HEADSTOCK

Spindle speed	60 - 1550 (9x2) rpm
Spindle bore	1.5 in
Spindle mount	Camlock D1-4
Spindle taper	5 MT

FEED

Feed X-axis	0.00055 in/R - 0.01496 in/R
Feed Z-axis	0.00205 in/R - 0.0548 in/R

THREADING

Threading, metric	(26) 04-7 mm
Threading, whitworth	(34) 4-56 TPI

TAILSTOCK


Tailstock quill diameter	1 in
Tailstock taper	3 MT
Tailstock quill stroke	4 in
Tailstock traverse adjustment	± 0,5 in

DRIVE CAPACITY



Motor rating main drive	1.5 Hp
-------------------------	--------

MEASURES AND WEIGHTS

Overall dimensions (length x width x height)	63 in x 30 in x 50 in
Weight	1144 lbs



Steady and follow rests are included



Quick-action tool holder for fast tool setup and easy tool changing with 0.0004" repeatability



Positioning indicator on X, Z and Z1 axis



PRODUCT DETAILS

- Hardened and ground headstock gears
- Headstock with Camlock D1-4" mount, bore diam. 1.5 in, run in 2 adjustable tapered roller bearings
- Adjustable headstock bearing
- Tailstock can be moved ± 0.4 in for taper turning
- Reversing gear reversing gearbox for changing the feed direction
- Guides are adjustable via tapered gibs
- Cast-iron bed, double v-guide, hardened and ground

CONTROLS & SOFTWARE

3-axis position indicator X.Pos 3.2

- Integrating multiple functions, this new generation of 3 axis digital readouts significantly offer a much better control over the machining processes, greatly decreasing down-times and error rates
- It features a totally sealed enclosure made of high quality polyester film which protects it against hazardous environments in shop floors, such as dust or fumes and offers excellent chemical resistance to most commonly used industry solvents
- Optical Scales: 5 μ m resolution (0.000197") with outside cover from aluminum for protection against oil, coolant and chips

Basic Functions

- Resolution of 0.000197"
- Spindle control ON/OFF
- Unit measurement conversion Inch / Metric
- Setting / Resetting current position
- Coordinate display switching ABS / INC
- Radius / Diameter display
- Z1/Z2 Axes summing
- Pocket calculator functions

Extended Functions

- Axis position is maintained when display is turned off
- Hole circle pattern calculation
- Radius / diameter toggle
- Reference function for tool gauging
- Taper turning function

STANDARD EQUIPMENT

- 3-axis position indicator X.Pos 3.2
- Quick change tool holder head WA
- Quick change tool holder WAD 1675
- 3-jaw chuck $\varnothing 6$ "
- 4-jaw face plate chuck $\varnothing 8$ "
- Face plate $\varnothing 10$ "
- Steady and follow rests
- Micrometer stop
- Thread gauge
- Reducing sleeve
- Dead center
- Protective shield for the toolpost
- Chuck guard
- Fixed splash guard (wall)
- Work light
- Toolbox with operating tools
- Operator instructions