



Horizontal Straight Cutting Bandsaws

ABS 460 L

SKU : 152766

The models of the ABS-L series are fully automatic horizontal band saws for precisely straight sawing of large and heavy workpieces. A rigid dual column frame forms the heart of the extremely stable construction. Using the central control panel, you can regulate the saw frame feed, steplessly adjust the saw blade speed and machine the workpiece hydraulically. The robust automatic material feed does not need any electronics or programming and still offers high repeat and dimensional accuracy.

- Dual column design for superior stability
- Material feed system with workpiece guide rollers
- Hydraulic workpiece clamping
- Optical detection of the workpiece height
- Feed roller table 1.2 m



TECHNICAL SPECS

CUTTING CAPACITIES


Cutting capacity 0° (flat) (length x width)	470 mm x 460 mm
Cutting capacity 0° (round)	460 mm
Cutting capacity 0° (square)	460 mm
Cutting speed infinitely variable	20 m/min - 100 m/min
Stop length	500 mm
Accuracy of the feeding	0.5 mm

DRIVE CAPACITY


Motor rating main drive	4 kW
Motor rating hydraulic pump	0.55 kW
Motor rating feed	0.25 kW

MEASURES AND WEIGHTS


Overall dimensions (length x width x height)	3.1 m x 1 m x 1.8 m
Weight	1500 kg
Blade dimensions	5200 mm x 41 mm x 1.3 mm



Driven feedrate rolls stop automatically when the material



Solid feed roller table and material guide for workpiece bundles



Powerful saw blade/feed motors and heavy-duty gears can handle demanding applications and high loads with quiet operation and minimal space requirement.

PRODUCT DETAILS

- Torsionally rigid machine frame made of a robust steel construction with high-quality linear guides
- Proven material feed system with hardened workpiece guide rollers and hydraulic workpiece clamping
- Shorter machining times are made possible by an advanced hydraulic saw frame feed design, including a new pressure control system to master any sawing tasks - infinitely variable setting of feed speed and cutting pressure
- All required settings are accessible and clearly labeled at the second control valve for easy adjustments
- Optical registration of the workpiece height allows empty runs in rapid feed mode for an optimum change-over to work feed and limiting of the vertical saw frame travel - everything is automated to reduce operator work load

STANDARD EQUIPMENT

- Saw-band
- Workpiece counter
- Band break control
- Coolant system
- Hydraulic clamping
- Mechanical saw blade tensioning with hydraulic pressure gauge
- Feed roller table 1,2 m
- Linear stop
- Operator instructions

OPTIONAL EQUIPMENT

- chip conveyor for ABS 460 L, SKU : 251874
- hydraulic blade tensioning for ABS 460 L, SKU : 251875
- 3 meter roller table for ABS 460 L, SKU : 253890
- micro cooling system, SKU : 253719
- Laser pointer for ABS S NC / ABS H CNC, SKU : 253753
- Clamping force controlled at operator panel, SKU : 253899