

SKU : 131150

The profile bending machines of the KPB series combine high bending performance with modern mechanical engineering and powerful hydraulics. You can bend medium and heavy steel profiles with great precision. A high drive power and the hydraulically adjustable bending rollers make the entire profile bending machine series a powerful solution for metal construction, locksmithing and general mechanical engineering. These machines are also used in the production of canopies, greenhouses, advertising technology and the furniture industry.

- All 3 rollers driven
- Hardened rollers and shafts
- Hydraulic roller adjustment
- Allows horizontal and vertical machining



TECHNICAL SPECS

WORKING AREA

Shaft Ø	50 / 40 mm
Roll Ø	152 / 162 mm
Bending speed	3.3 m/min
Driven roll	3 positions

DRIVE CAPACITY

Motor rating hydraulic pump	1.5 kW
-----------------------------	--------












MEASURES AND WEIGHTS












Overall dimensions (length x width x height)	0.78 m x 0.95 m x 1.65 m
Weight	500 kg



PRODUCT DETAILS

- Incl. a modular roller system for optimum adaptation to desired profile
- Manually adjustable leveling rolls
- Hardened and ground shafts
- Allows horizontal or vertical machining
- Hydraulic components made by leading manufactures
- Hydraulic movement of upper roll
- Separate control panel

Profile	Abm.	Ø	
	32x3	600	A
	29x3	350	
	45x5	600	A
	25x3	400	
	50	600	A
	50	600	A
	60x10	800	A
	20x10	300	
	80x15	600	A
	32x32	700	A
	LN#80	1200	B

Profile	dimens.	Ø	
	2x2x16	24	A
	1x1x18	14	A
	1.3x1.3x0.15	24	A
	1x1x18	18	A
	2x2x14	24	A
	2x2x14	24	A
	2.3/8x3/8	32	A
	3/4x3/8	12	A
	3x5/8	24	A
	1.1x1.1x1.1x4	28	A
	LN#80	48	B

STANDARD EQUIPMENT

Control panel
 Foot pedal with emergency stop switch
 Standard rollers
 Operating tools
 Operator manual