

SKU : 130158

The profile and tube bending machine KPB 30 can be used for arching, circular and spiral bending. This makes it ideal for locksmiths and metal construction who specialize in the repair and individual production of fences, furniture, roofs and railings. Set the bending radius manually and you can bend many different profile geometries with the universal rollers. This model can be set up either vertically or horizontally and the left and right rotation can be selected using the foot pedal.

- Mechanical feed of top roller
- 2 powered drive rollers
- Double supported drive shafts
- Hardened rollers and shafts
- Can be used horizontally and vertically



TECHNICAL SPECS

WORKING AREA















Shaft Ø	30 / 35 mm
Roll Ø	132 / 137 mm
Bending speed	2.1 m/min

DRIVE CAPACITY















Motor rating main drive	0.75 kW
-------------------------	---------

MEASURES AND WEIGHTS

Weight	185 kg
Length	670 mm
Width	530 mm
Height including base	1350 mm

Profile	Abm.	Biege-Ø*	Walzen
	50x10	800	A
	80x15	700	A
	30x30	700	A
	Ø 30	700	B
	40x5	400	A
	40x5	500	A
	50x6	800	A
	50	850	A
	UNP50	400	B
	UNP50	500	B
	1 1/2"	900	B
	Ø 60x2	1200	B
	40x40x3		B
	50x30x3		B

* min. Biege-Ø A Standardwalzen

Profiles	Dimens.	BendingØ*	Rollers
	2x3/8	32	A
	3x5/8	28	A
	1-1/8x1-1/8	28	A
	Ø 1-1/8	28	B
	1-1/2x3/16	16	A
	1-1/2x3/16	20	A
	50x6	32	A
	2	34	A
	UNP50	16	B
	UNP50	20	B
	1-1/2	36	B
	Ø2-3/8x1/8	48	B
	1-1/2x1/8		B
	2x1-1/8x1/8		B

* min. Bending Ø A Standard Rollers

PRODUCT DETAILS

- Millimeter scale for roller adjustment
- Ground drive shafts with double support provided by cone bearings at both ends
- One-piece gliding central block mounted on hardened crosshead
- Mechanical feed, 2 driving rollers, horizontal and vertical applications

STANDARD EQUIPMENT

Standard rollers
 Foot pedal with emergency stop switch
 Control panel
 Operating tools
 Operator instructions